


**NEW!**

# SMT Power Inductors - SER2900 Series



- Same electrical specifications as Coilcraft's SER2800
- Extremely low DCR; Current handling to >100 Amps
- Third mounting pad for greater stability and board adhesion

**Core material** Ferrite

**Terminations** Leads: RoHS compliant tin-silver over copper.  
Base pad: RoHS compliant gold over nickel over phos bronze.  
Other terminations available at additional cost.

**Weight** SER2915L – 28.5 g; SER2915H – 29.7 g;  
SER2918H – 35.7 g

**Ambient temperature** –40°C to +85°C with I<sub>rms</sub> current, +85°C to +125°C with derated current

**Storage temperature** Component: –40°C to +125°C.  
Packaging: –55°C to +80°C

**Resistance to soldering heat** Max three 40 second reflows at +260°C, parts cooled to room temperature between cycles

**Moisture Sensitivity Level (MSL)** 1 (unlimited floor life at <30°C / 85% relative humidity)

**Mean Time Between Failures (MTBF)** 26,315,789 hours

**Packaging** 25 pieces per tray

**PCB washing** Only pure water or alcohol recommended

Part number	Inductance <sup>1</sup> ±10% (µH)	DCR <sup>2</sup> (mOhms)		SRF typ <sup>3</sup> (MHz)	Isat (A) <sup>4</sup>			I <sub>rms</sub> (A) <sup>5</sup>	
		nom	max		10% drop	20% drop	30% drop	20°C rise	40°C rise
SER2915L-152KL	1.5	1.50	1.65	60	100	>100	>100	20	30
SER2915H-222KL	2.2	1.86	2.05	40	100	>100	>100	20	30
SER2915L-222KL	2.2	1.50	1.65	50	82.0	84.0	84.8	20	30
SER2918H-332KL	3.3	2.60	2.86	40	91.0	92.5	93.6	20	28
SER2915H-332KL	3.3	1.86	2.05	30	62.0	66.9	68.4	20	30
SER2915L-332KL	3.3	1.50	1.65	40	48.0	54.0	57.0	20	30
SER2918H-472KL	4.7	2.60	2.86	30	59.0	61.2	62.4	20	28
SER2915H-472KL	4.7	1.86	2.05	25	42.0	48.0	50.1	20	30
SER2915L-472KL	4.7	1.50	1.65	30	33.0	36.9	39.0	20	30
SER2918H-682KL	6.8	2.60	2.86	25	42.0	45.0	45.9	20	28
SER2915H-682KL	6.8	1.86	2.05	20	30.0	34.5	36.2	20	30
SER2915L-682KL	6.8	1.50	1.65	25	22.0	26.0	27.8	20	30
SER2918H-103KL	10	2.60	2.86	20	28.0	31.2	32.1	20	28
SER2915H-103KL	10	1.86	2.05	15	18.0	21.5	23.4	20	30
SER2915L-103KL	10	1.50	1.65	20	13.0	16.2	17.6	20	30
SER2918H-153KL	15	2.60	2.86	16	18.0	21.2	21.9	20	28
SER2915H-153KL	15	1.86	2.05	12	11.5	14.0	15.2	20	30
SER2915L-153KL	15	1.50	1.65	15	7.5	9.8	11.0	20	30
SER2918H-223KL	22	2.60	2.86	15	12.0	14.0	15.0	20	28
SER2915H-223KL	22	1.86	2.05	10	7.0	8.6	9.6	20	30
SER2915L-223KL	22	1.50	1.65	10	4.5	6.0	6.8	20	30
SER2918H-333KL	33	2.60	2.86	10	7.0	8.7	9.6	20	28
SER2915H-333KL	33	1.86	2.05	8	4.0	5.1	5.9	20	30
SER2915L-333KL	33	1.50	1.65	7	2.0	2.6	3.3	20	30

1. Inductance measured at 500 kHz, 0.1 V<sub>rms</sub>, 0 Adc on an Agilent/HP 4284A LCR meter or equivalent.

2. DCR measured on a Keithley 580 micro-ohmmeter or equivalent.

3. SRF measured using an Agilent/HP 8753D network analyzer and a Coilcraft SMD-D test fixture.

4. DC current at which the inductance drops the specified amount from its value without current.

5. Current that causes the specified temperature rise from 25°C ambient.

6. Electrical specifications at 25°C.

See Qualification Standards section for environmental and test data.

Refer to Doc 362 "Soldering Surface Mount Components" before soldering.

These parts are preproduction products for electrical evaluation only. Specification subject to change without notice.

Document 644-1 Revised 08/22/08

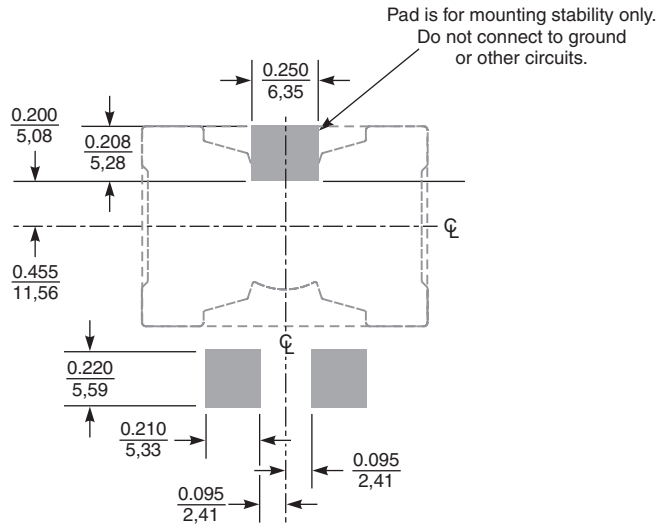
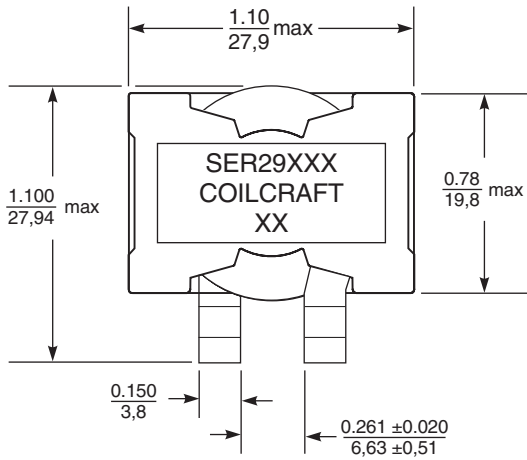
1102 Silver Lake Road Cary, Illinois 60013 Phone 847/639-6400 Fax 847/639-1469

E-mail [info@coilcraft.com](mailto:info@coilcraft.com) Web <http://www.coilcraft.com>

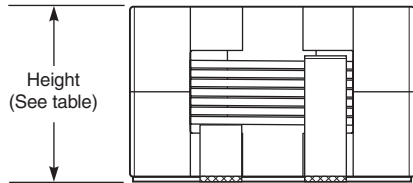


**NEW!**

# SMT Power Inductors - SER2900 Series



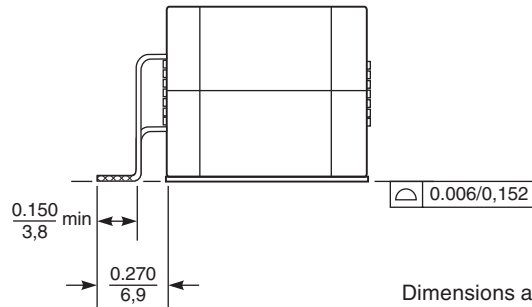
**Recommended Land Pattern**



Height  
(See table)

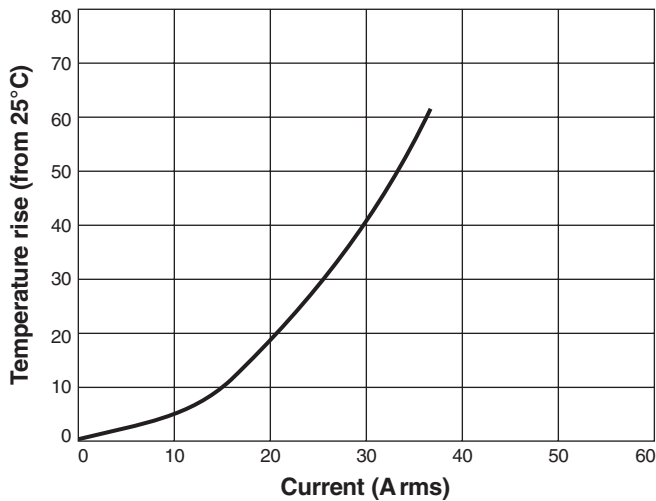
**Maximum height**

SER2915L	0.605 / 15,36
SER2915H	0.605 / 15,36
SER2918H	0.700 / 17,78

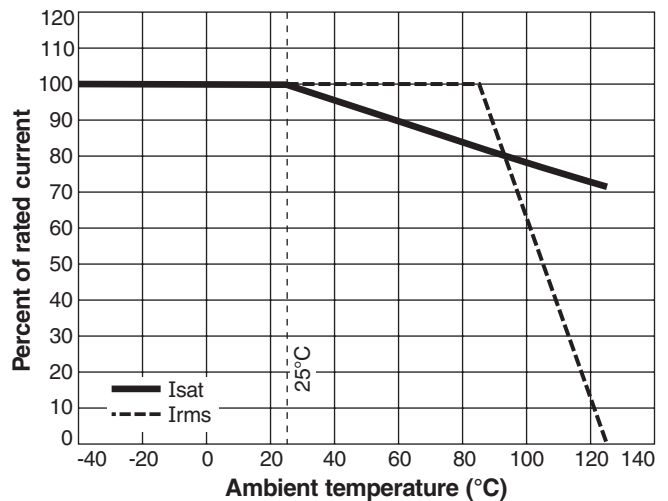


Dimensions are in **inches**  
mm

## Temperature Rise vs Current



## Current Derating



These parts are preproduction products for electrical evaluation only. Specification subject to change without notice.

Document 644-2 Revised 08/22/08

1102 Silver Lake Road Cary, Illinois 60013 Phone 847/639-6400 Fax 847/639-1469

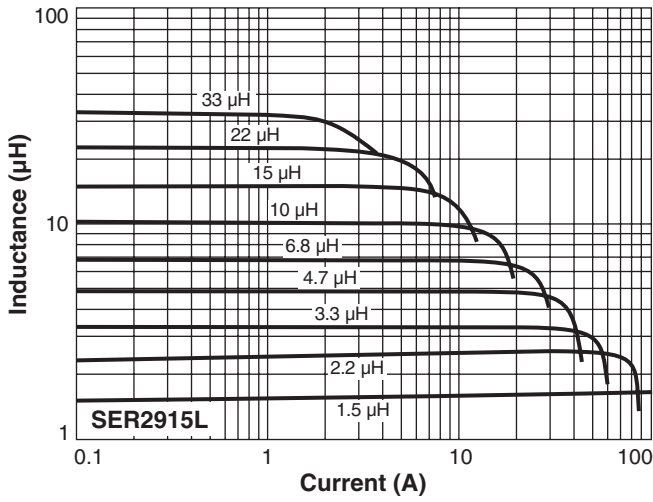
E-mail [info@coilcraft.com](mailto:info@coilcraft.com) Web <http://www.coilcraft.com>



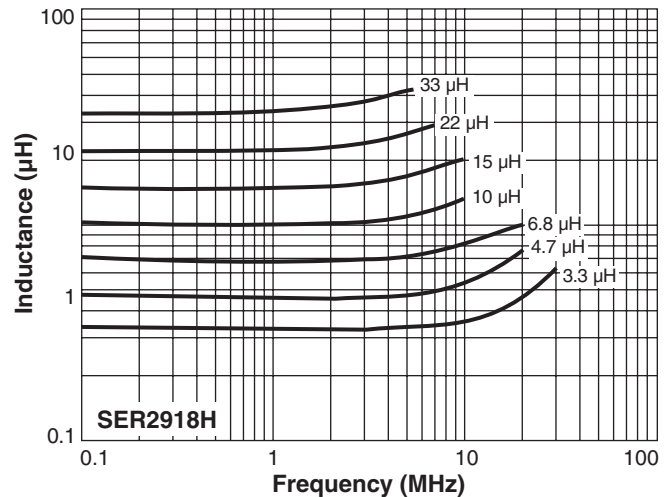
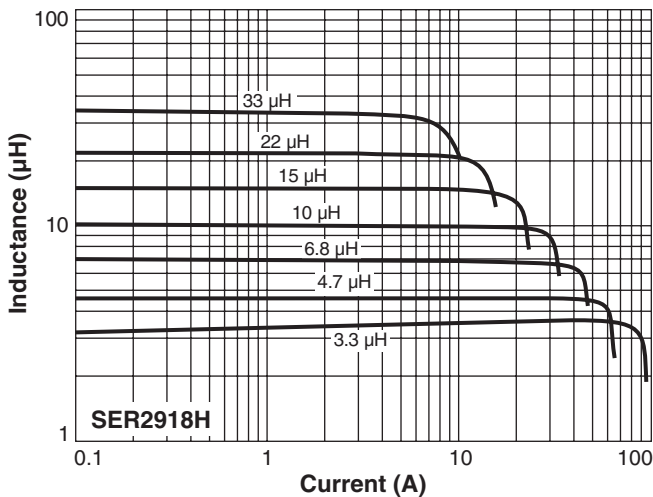
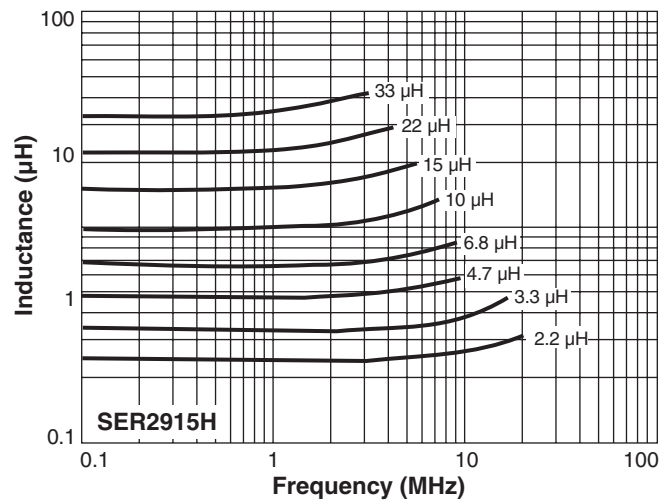
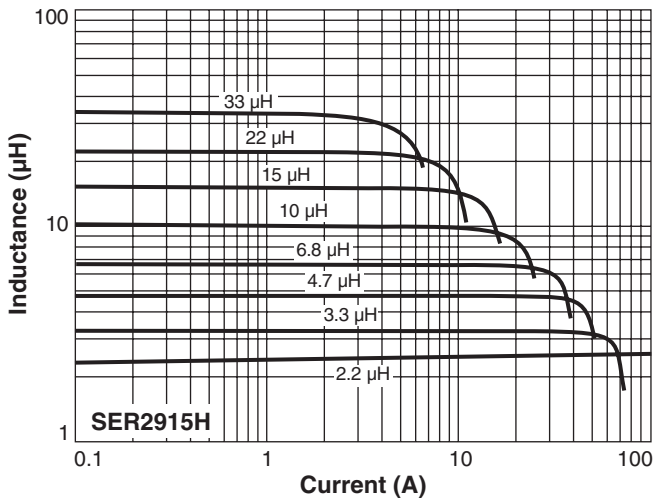
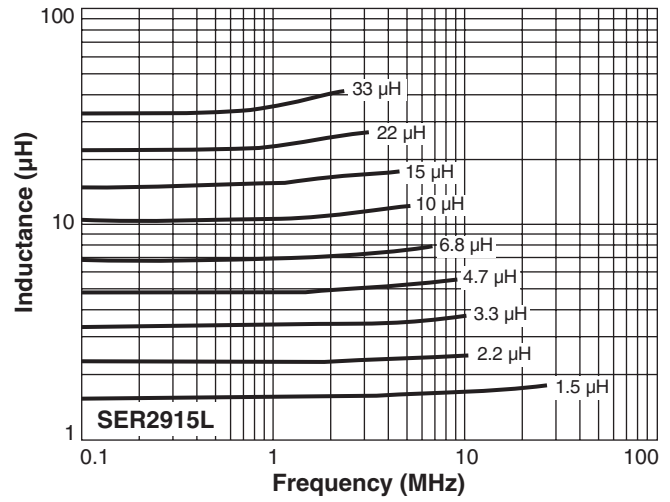
**NEW!**

# SMT Power Inductors - SER2900 Series

## L vs Current



## L vs Frequency



These parts are preproduction products for electrical evaluation only. Specification subject to change without notice.

Document 644-3 Revised 08/22/08

1102 Silver Lake Road Cary, Illinois 60013 Phone 847/639-6400 Fax 847/639-1469

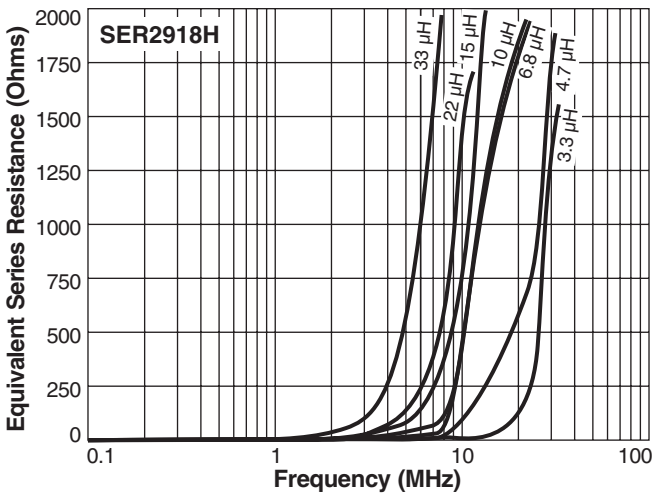
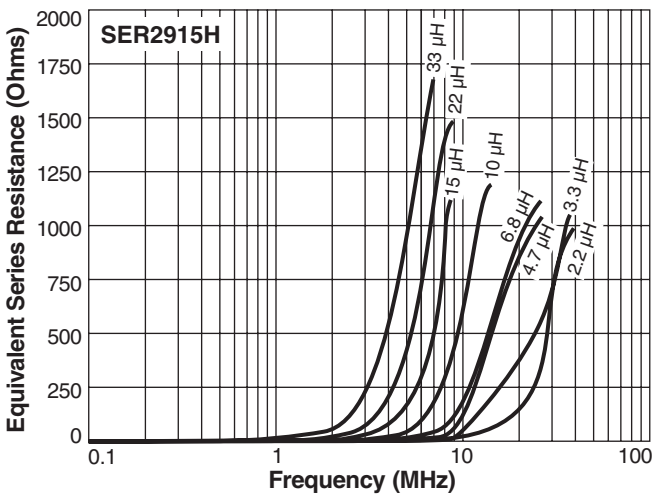
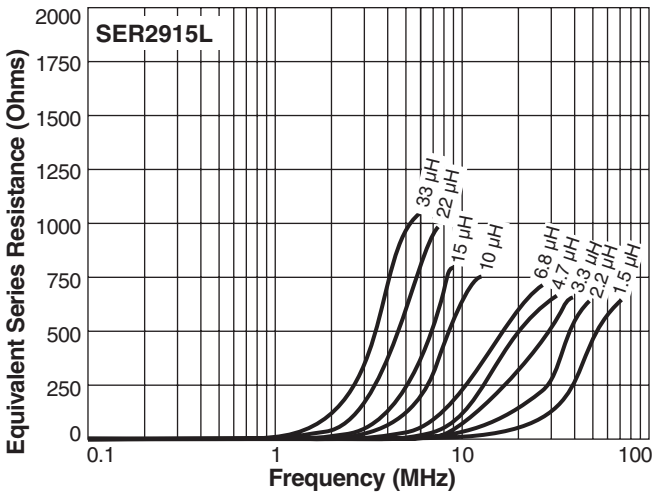
E-mail [info@coilcraft.com](mailto:info@coilcraft.com) Web <http://www.coilcraft.com>



**NEW!**

# SMT Power Inductors - SER2900 Series

## ESR vs Frequency



These parts are preproduction products for electrical evaluation only. Specification subject to change without notice.

Document 644-4 Revised 08/22/08

1102 Silver Lake Road Cary, Illinois 60013 Phone 847/639-6400 Fax 847/639-1469

E-mail [info@coilcraft.com](mailto:info@coilcraft.com) Web <http://www.coilcraft.com>