


**NEW!**

PoE Plus Transformers

For 30 Watt Applications



- Designed to meet 30 W PoE objectives of IEEE 802.3at.
- Operates at 250 kHz with 36 – 72 Volts input
- Isolation: 1500 Vrms pri to sec; 500 Vrms pri to aux

Designer's Kit C398 contains three samples of each part.

Core material Ferrite

Terminations RoHS tin-silver over tin over nickel over phos bronze. Other terminations available at additional cost.

Weight 11.9 g

Ambient temperature –40°C to +125°C

Storage temperature Component: –40°C to +125°C.
Packaging: –55°C to +80°C

Resistance to soldering heat Max three 40 second reflows at +260°C, parts cooled to room temperature between cycles

Moisture Sensitivity Level (MSL) 1 (unlimited floor life at <30°C / 85% relative humidity)

Mean Time Between Failures (MTBF) 26,315,789 hours

Packaging 175 per 13" reel Plastic tape: 44 mm wide, 0.4 mm thick, 32 mm pocket spacing, 11.9 mm pocket depth

PCB washing Only pure water or alcohol recommended

Part number ¹	Inductance at 0 A ² ±10% (µH)	Inductance at I _{pk} ³ min (µH)	DCR max (Ohms)			Leakage inductance ⁵ max (µH)	Turns ratio ⁶		I _{pk} ³ (A)	Output ⁷
			pri ⁴	sec ⁴	aux		pri : sec	pri : aux		
POE300F-33L_	42.0	37.8	0.070	0.0023	0.220	3.00	1 : 0.09	1 : 0.33	2.6	3.3 V, 9 A
POE300F-50L_	42.0	37.8	0.069	0.0050	0.225	1.60	1 : 0.14	1 : 0.33	2.6	5 V, 6 A
POE300F-12L_	42.0	37.8	0.061	0.015	0.195	0.545	1 : 0.33	1 : 0.33	2.6	12 V, 2.5 A
POE300F-19L_	42.0	37.8	0.060	0.037	0.195	0.430	1 : 0.56	1 : 0.33	2.6	19.5 V, 1.5 A
POE300F-24L_	42.0	37.8	0.060	0.055	0.195	0.310	1 : 0.67	1 : 0.33	2.6	24 V, 1.25 A

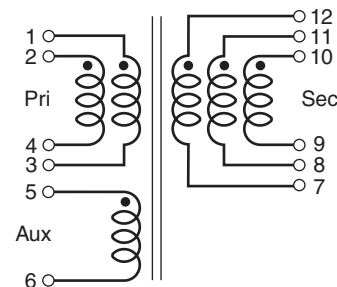
1. When ordering, please specify **packaging** code:

POE300F-50L D

Packaging: **D** = 13" machine-ready reel. EIA-481 embossed plastic tape (175 parts per full reel).

B = Less than full reel. In tape, but not machine ready. To have a leader and trailer added (\$25 charge), use code letter D instead.

- Inductance is for the primary, measured at 250 kHz, 0.7 Vrms, 0 Adc.
- Peak primary current drawn at minimum input voltage.
- DCR is with the windings connected in parallel.
- Leakage inductance is for the primary winding with the secondary windings shorted.
- Turns ratio is with the primary and the secondary windings connected in parallel.
- Output is with the secondary windings connected in parallel. Output of the auxiliary winding is 12 V
- Operating temperature range –40°C to +125°C.
- Electrical specifications at 25°C.



The primary windings and the secondary windings are to be connected in parallel on the PC board.

Coilcraft®

Specifications subject to change without notice.
Please check our website for latest information.

Document 522-1 Revised 10/10/07

1102 Silver Lake Road Cary, Illinois 60013 Phone 847/639-6400 Fax 847/639-1469

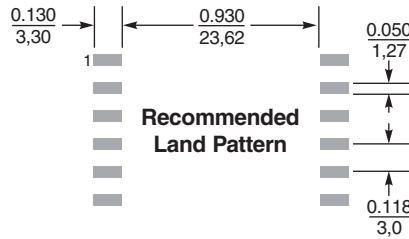
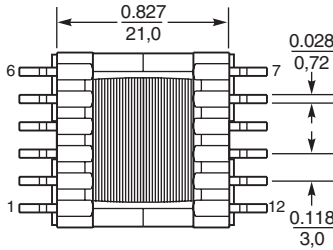
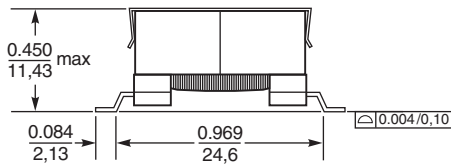
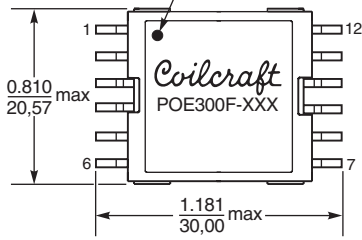
E-mail info@coilcraft.com Web <http://www.coilcraft.com>



NEW!

PoE Plus Transformers – POE300F

Dot indicates pin 1



Coilcraft[®]

Specifications subject to change without notice.
Please check our website for latest information.

Document 522-2 Revised 10/10/07

1102 Silver Lake Road Cary, Illinois 60013 Phone 847/639-6400 Fax 847/639-1469

E-mail info@coilcraft.com Web <http://www.coilcraft.com>