


Miniature SMT Transformers



These miniature transformers were developed specifically for use with Maxim RS-232/RS-485 interface ICs, and are suitable for gate drive and other power applications. They were designed to work with the MAX250, MAX251, MAX253 and MAX845 for providing power to the isolated side of the interface, and are also specified by Linear Technology, Sipex and others for use with their chipsets.

They feature 1500 Vrms isolation between windings in a miniature surface mount package. Each transformer has a cover that provides an excellent surface for automated placement.

In addition to the standard parts shown, Coilcraft can produce custom transformers with voltage, inductance and DCR values to meet your specific requirements. For more information, contact Coilcraft.

Part number ¹	Pri / sec voltage	Inductance min (µH)	Volt-time product typ (Vµsec)	DCR max (Ohms)		Isolation pri-sec (Vrms)	Turns ratio ²	Size
Q4470-CL_	5 V to 5 V	400 (1-3)	27 (1-3)	0.950 (1-3)	1.25 (6-4)	1500 (1-4)	1 CT : 1.3 CT	C
S5394-CL_	5 V to 10 V	400 (1-3)	27 (1-3)	0.950 (1-3)	0.950 (6-4)	1500 (1-4)	1 CT : 1	C
U6982-CL_	3.3 V to 5 V	59 (1-3)	22 (1-3)	0.700 (1-3)	1.800 (6-4)	1500 (1-4)	1 CT : 2.1 CT	C
T6437-DL_	5 V to 5V	1000 (1-4)	134 (1-4)	1.010 (1-2, 3-4)	1.955 (8-5)	1500 (1,3-8)	1 CT : 1	D
S5499-DL_	5 V to 24 V	160 (1-4)	48 (1-4)	0.540 (1-2, 3-4)	4.28 (8-7, 6-5)	1500 (1,3-8,6)	1 CT : 5 CT	D
T6650-DL_	5 V to 24 V	176 (2-3)	48 (2-3)	1.015 (2-3)	8.250 (7-6)	1500 (2-7)	1 : 5	D

1. When ordering, please specify **packaging** code:

Q4470-CLD

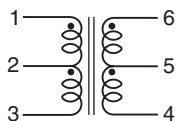
Packaging: **D** = 13" machine-ready reel. EIA-481 embossed plastic tape (Size C: 1000 per full reel; Size D: 500 per full reel).

B = Less than full reel. In tape, but not machine ready. To have a leader and trailer added (\$25 charge), use code letter D instead.

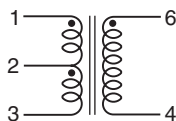
- CT indicates center tap.
- Ambient temperature range: -40°C to $+85^{\circ}\text{C}$
- Storage temperature range: Component: -40°C to $+85^{\circ}\text{C}$
Packaging: -55°C to $+80^{\circ}\text{C}$
- Resistance to soldering heat: Three reflows at $>217^{\circ}\text{C}$ for 90 seconds ($+260^{\circ}\text{C} \pm 5^{\circ}\text{C}$ for 20 – 40 seconds), allowing parts to cool to room temperature between.
- Electrical specifications at 25°C . Refer to Doc 362 "Soldering Surface Mount Components" before soldering.

	Chipset						
	Linear LT1952	Linear LTC3900	Maxim 250/251	Maxim 253/845	Maxim 3535E	Sipex SP3222	Sipex SP3232
Q4470-CL	✓	✓		✓	✓		
S5394-CL				✓			
U6982-CL				✓	✓	✓	✓
T6437-DL			✓				
S5499-DL				✓			
T6650-DL				✓			

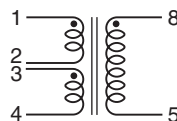
Q4470-CL, U6982-CL



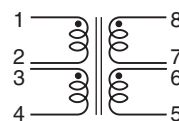
S5394-CL



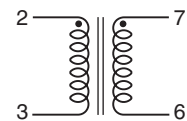
T6437-DL



S5499-DL



T6650-D



Coilcraft[®]

Specifications subject to change without notice.
Please check our website for latest information.

Document 606-1 Revised 06/27/07

1102 Silver Lake Road Cary, Illinois 60013 Phone 847/639-6400 Fax 847/639-1469

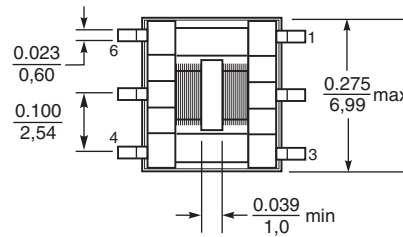
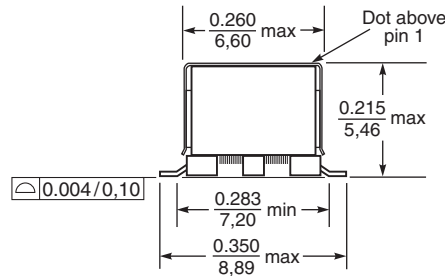
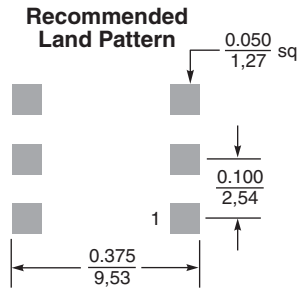
E-mail info@coilcraft.com Web <http://www.coilcraft.com>



Miniature SMT Transformers

C Size

Q4470-CL, S5394-CL, U6982-CL

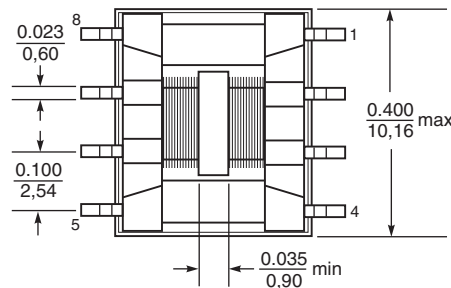
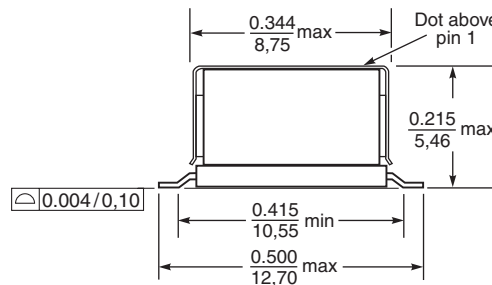
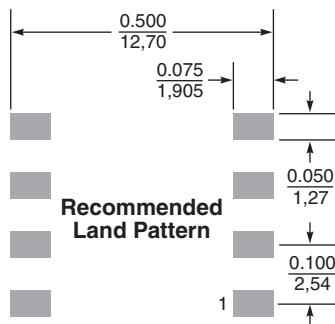


Bottom View

- Weight** 510 – 550 mg
- Terminations** Tin-silver over tin over nickel over phos bronze
- Packaging** 1000 per 13" reel Plastic tape: 16 mm wide, 0.34 mm thick, 12 mm pocket spacing, 5.33 mm pocket depth

D Size

S5499-DL, T6437-DL, T6650-DL



Bottom View

- Weight** 0.98 – 1.1 g
- Terminations** Tin-silver over tin over nickel over phos bronze
- Tape and reel** 500 per 13" reel Plastic tape: 24 mm wide, 0.36 mm thick, 16 mm pocket spacing, 6.13 mm pocket depth



Specifications subject to change without notice.
Please check our website for latest information.

Document 606-2 Revised 06/27/07

1102 Silver Lake Road Cary, Illinois 60013 Phone 847/639-6400 Fax 847/639-1469

E-mail info@coilcraft.com Web <http://www.coilcraft.com>