

Magnetics for the Infineon GEMINAX

This product is not RoHS-compliant. Contact Coilcraft for current status or possible alternatives.

The Coilcraft A9807-A ADSL transformer and A9806-A low-pass inductor are designed specifically for Infineon's GEMINAX ADSL chipset for use in CO, DLC, and DSLAM linecard applications.

The A9807-A is the main component of the high-pass filter section ensuring that low-frequency, high-level POTS signals do not enter the ADSL front end components.

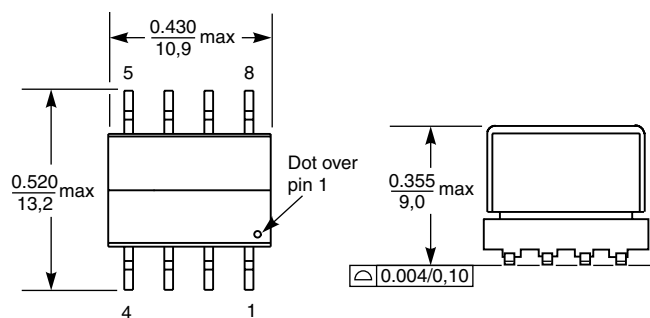
The A9806-A inductor is the low-pass filter in the Integrated Voice and Data (IVD) GEMINAX chipset.

For free evaluation samples contact Coilcraft or visit www.coilcraft.com.

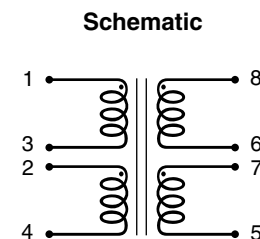
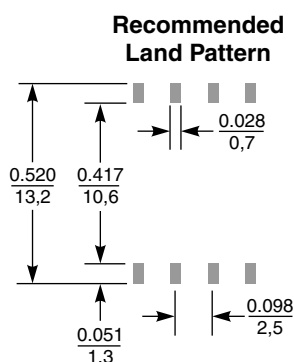
ADSL Transformer

Part number	Line side inductance ¹ (mH)	Leakage inductance ² max (μH)	DCR max (Ohms)		Turns ratio line : chip	Dielectric strength (V)
			chip side	line side		
A9807-A	1.40 ±5%	10.0	0.59 (8-6), 0.60 (7-5)	2.15 (1-3, 2-4)	1.333 : 1	1500
Longitudinal balance min (dB)		THD typ (dB)	Designed to meet			
40.0 (20 kHz – 1.1 MHz)		-80 @ 30 kHz	UL 1950, EN 60950			

1. Inductance measured at 10.0 kHz, 0.1 Vrms, 0.03 Adc.
2. Leakage inductance measured at 100.0 kHz, 0.1 Vrms.
3. Operating temperature range -40°C to +85°C.
4. Electrical specifications at 25°C.



Tape and reel: 350/13" reel 32 mm tape width
For packaging data see Tape and Reel Specifications section.



Coilcraft[®]

Specifications subject to change without notice.
Please check our website for latest information.

Document 319-1 Revised 09/22/06

1102 Silver Lake Road Cary, Illinois 60013 Phone 847/639-6400 Fax 847/639-1469

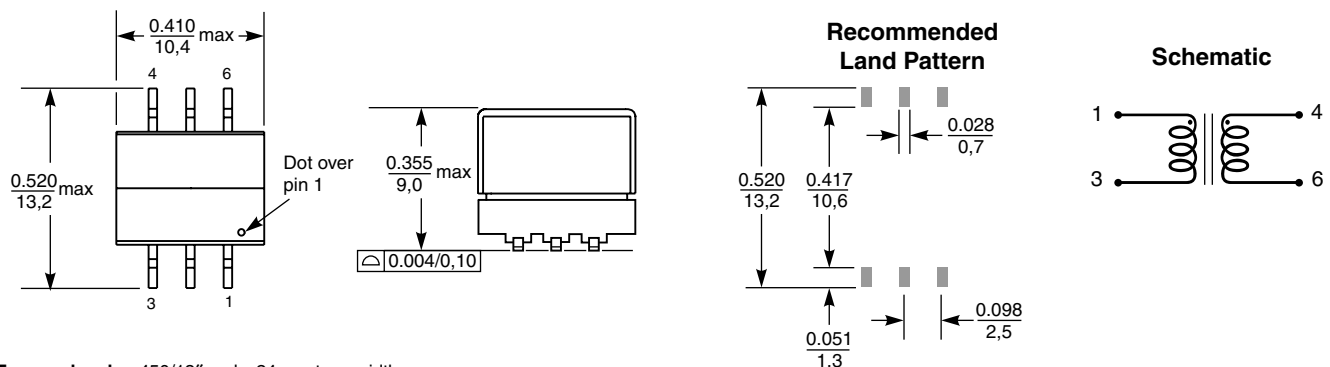
E-mail info@coilcraft.com Web <http://www.coilcraft.com>

Magnetics for the Infineon GEMINAX Chipset

Low-Pass Inductor

Part number	Inductance ¹ (mH)	Leakage inductance ² max (μH)	DCR max (Ohms)		Turns ratio chip : line	Dielectric strength (V)
			chip side	line side		
A9806-A	6.8 ±10%	300.0	5.06 (4-6)	5.06 (1-3)	1 : 1	1500
Capacitance ³ max (pF)	THD typ (dB)	Designed to meet				
5.0	-80 @ 30 kHz	UL 1950				

1. Inductance measured at 10.0 kHz, 0.1 Vrms, 0.1 Adc.
2. Leakage inductance measured at 100.0 kHz, 0.1 Vrms.
3. Capacitance measured at 100.0 kHz, 0.1 Vrms.
4. Operating temperature range -40°C to +85°C.
5. Electrical specifications at 25°C.



Tape and reel: 450/13" reel 24 mm tape width
For packaging data see Tape and Reel Specifications section.

Coilcraft[®]

Specifications subject to change without notice.
Please check our website for latest information.

Document 319-2 Revised 09/22/06

1102 Silver Lake Road Cary, Illinois 60013 Phone 847/639-6400 Fax 847/639-1469

E-mail info@coilcraft.com Web <http://www.coilcraft.com>