




SMT Power Inductors – DO1813H Series



- High-current power inductance; up to 14 A saturating current
- Rugged self-leaded construction for reliable soldering

Designer's Kit C331 contains 3 of each part

Core material Ferrite

Core and winding loss See www.coilcraft.com/coreloss

Terminations RoHS compliant tin-silver over copper. Other terminations available at additional cost.

Weight 278 – 315 mg

Ambient temperature –40°C to +85°C with I_{rms} current, +85°C to +125°C with derated current

Storage temperature Component: –40°C to +125°C.
Packaging: –55°C to +80°C

Resistance to soldering heat Max three 40 second reflows at +260°C, parts cooled to room temperature between cycles

Moisture Sensitivity Level (MSL) 1 (unlimited floor life at <30°C / 85% relative humidity)

Mean Time Between Failures (MTBF) 26,315,789 hours

Packaging 1000 per 13" reel Plastic tape: 16 mm wide, 0.3 mm thick, 12 mm pocket spacing, 5.4 mm pocket depth

PCB washing Only pure water or alcohol recommended

Part number ¹	L ref (μ H)	L typ $\pm 20\%$ ² (μ H)	DCR max (Ohms)	SRF typ (MHz)	Isat ³ (A)	Irms ⁴ (A)
DO1813H-181ML_	0.18	0.18	0.003	800	14.0	10.0
DO1813H-331ML_	0.33	0.33	0.004	600	10.0	7.0
DO1813H-561ML_	0.56	0.56	0.010	200	7.7	6.0
DO1813H-122ML_	1.2	1.15	0.017	140	5.3	4.4
DO1813H-222ML_	2.2	2.06	0.035	100	3.5	3.1
DO1813H-332ML_	3.3	3.20	0.040	80	3.0	2.7
DO1813H-472ML_	4.7	4.70	0.054	50	2.6	2.2
DO1813H-682ML_	6.8	6.80	0.080	45	2.2	1.8
DO1813H-822ML_	8.2	8.20	0.092	42	2.0	1.6
DO1813H-103ML_	10.0	9.55	0.11	40	1.9	1.5
DO1813H-153ML_	15.0	15.3	0.17	30	1.5	1.2
DO1813H-223ML_	22.0	22.6	0.25	25	1.2	1.0
DO1813H-333ML_	33.0	32.5	0.35	20	0.99	0.82
DO1813H-473ML_	47.0	48.1	0.47	15	0.87	0.72

1. When ordering, please specify **termination** and **packaging** codes:

DO1813H-473M L D

Termination: L = RoHS compliant tin-silver over copper.
Special order: T = RoHS tin-silver-copper (95.5/4/0.5) or
S = non-RoHS tin-lead (63/37).

Packaging: D = 13" machine-ready reel. EIA-481 embossed plastic tape, 1000 parts per full reel.

B = Less than full reel. In tape, but not machine-ready.
To have a leader and trailer added (\$25 charge), use code letter D instead.

2. Inductance tested at 0.25 Vrms, 100 kHz, 0 Adc.
3. DC current at which the inductance drops 30% (typ) from its value without current.
4. Current that causes a 40°C temperature rise from 25°C ambient.
5. Electrical specifications at 25°C.

See Qualification Standards section for environmental and test data.
Refer to Doc 362 "Soldering Surface Mount Components" before soldering.

SPICE models ON OUR WEB SITE OR CD

Coilcraft[®]

Specifications subject to change without notice.
Please check our website for latest information.

Document 207-1 Revised 09/18/07

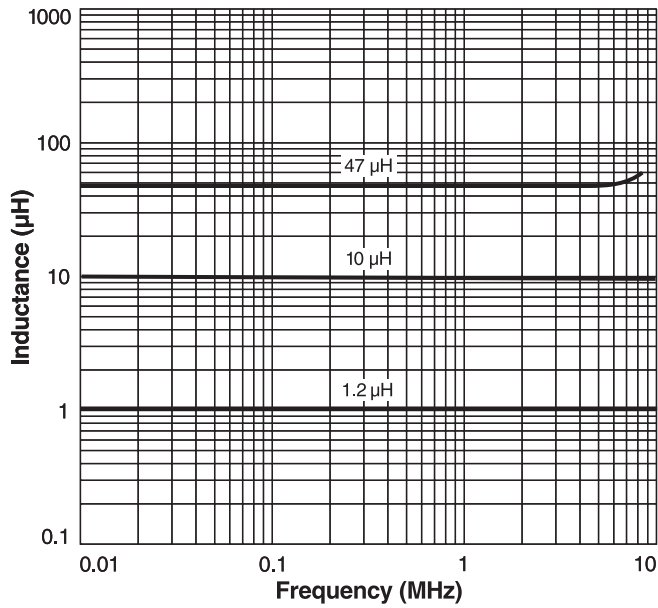
1102 Silver Lake Road Cary, Illinois 60013 Phone 847/639-6400 Fax 847/639-1469

E-mail info@coilcraft.com Web <http://www.coilcraft.com>

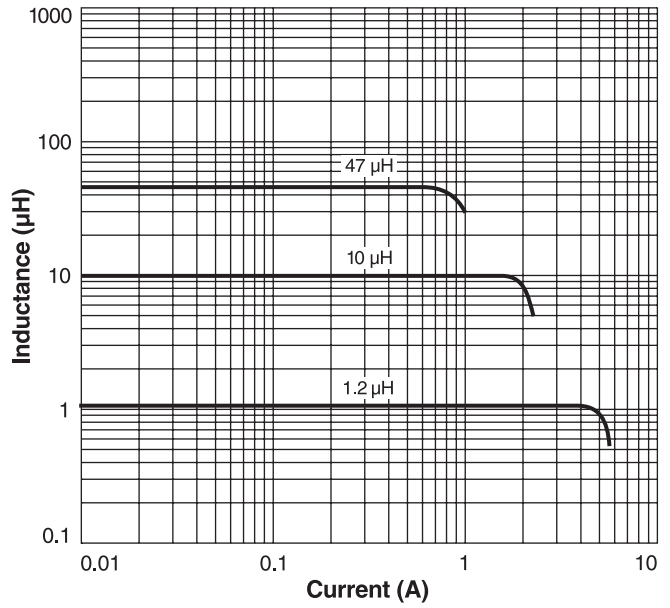


SMT Power Inductors - DO1813H Series

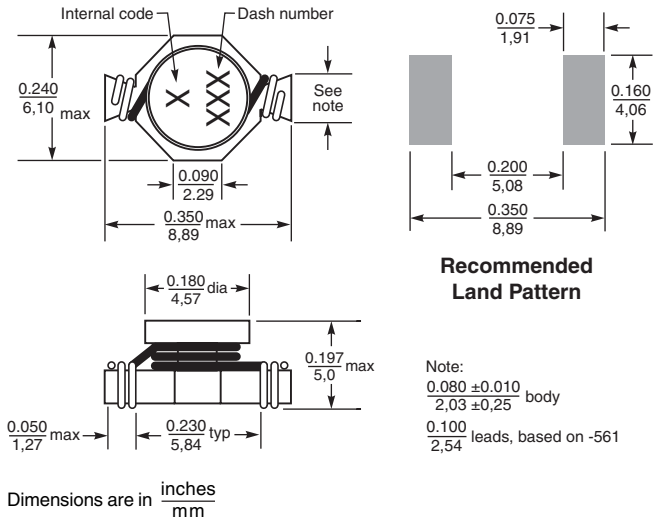
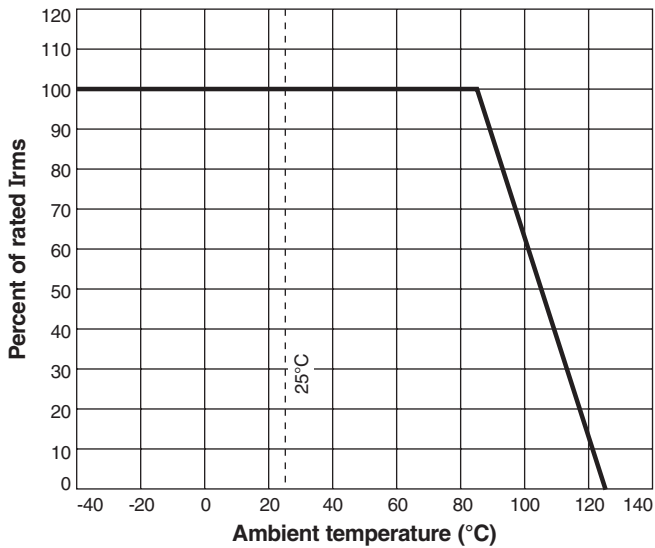
Typical L vs Frequency



Typical L vs Current



Irms Derating



Specifications subject to change without notice.
 Please check our website for latest information.

Document 207-2 Revised 09/18/07

1102 Silver Lake Road Cary, Illinois 60013 Phone 847/639-6400 Fax 847/639-1469

E-mail info@coilcraft.com Web http://www.coilcraft.com