




**NEW!**

# PoE Transformers

For ST Microelectronics  
STE12PS PSE Power Controller



These surface mount flyback transformers were developed specifically for the ST Microelectronics STE12PS 12-Channel PSE Power Control Device.

They are designed to work with a 3.3 V input to provide a 12 V output. Isolation is 500 Vdc from each primary winding to the secondary winding.

Coilcraft can also design custom transformers with voltage, inductance and DCR values to meet your specific requirements.

For free evaluation samples, contact Coilcraft or order them on-line at [www.coilcraft.com](http://www.coilcraft.com).

| Part number <sup>1</sup> | L at 0 A <sup>2</sup><br>±10% (µH) | L at Ipk <sup>3</sup><br>min (µH) | DCR max (Ohms) |       |        | Leakage L<br>max (µH) <sup>4</sup> | Turns ratio <sup>5</sup><br>pri : sec | Ipk <sup>3</sup><br>(A) | Output       |
|--------------------------|------------------------------------|-----------------------------------|----------------|-------|--------|------------------------------------|---------------------------------------|-------------------------|--------------|
|                          |                                    |                                   | 1-5            | 2-6   | 12-7   |                                    |                                       |                         |              |
| DA2420-AL_               | 330                                | 297                               | 0.756          | 0.886 | 5.920  | 6.00                               | 1 : 2                                 | 2.0                     | 12 V, 100 mA |
| DA2421-AL_               | 330                                | 297                               | 0.803          | 0.984 | 14.145 | 4.83                               | 1 : 3                                 | 2.0                     | 12 V, 100 mA |

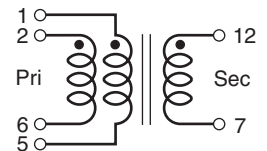
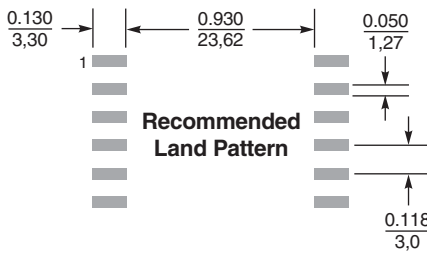
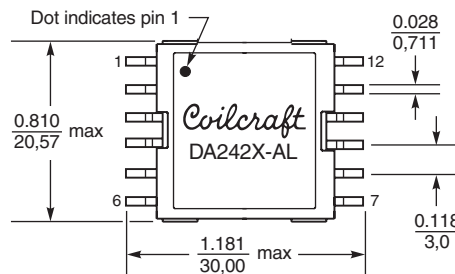
1. When ordering, please specify a **packaging** code:

**DA2420-AL D**

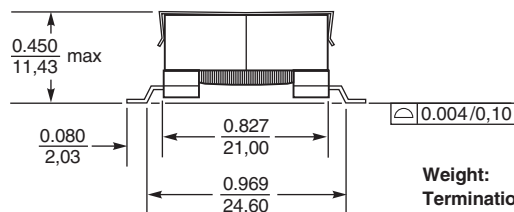
**Packaging:** D = 13" machine ready reel. EIA-481 embossed plastic tape (175 per full reel).

B = Less than full reel. In tape, but not machine ready. To have a leader and trailer added (\$25 charge), use code letter D instead.

- Inductance measured at 100 kHz, 0.1 Vrms, 0 Adc.
- Ipk is the peak current drawn at minimum input voltage.
- Leakage inductance measured on the primary windings with all secondary pins shorted.
- Turns ratio is with the primary windings connected in parallel.
- Operating temperature range -40°C to +125°C.
- Electrical specifications at 25°C.



Primary windings to be connected in parallel on the PC board.



**Weight:** 14.1 – 14.6 g  
**Terminations:** Tin-silver over tin over nickel over phos bronze  
**Tape and reel:** 175/13" reel, 44 mm tape width  
 For packaging data see Tape and Reel Specifications section.



Specifications subject to change without notice.  
Please check our website for latest information.

Document 544 Revised 09/11/06