




Common Mode Line Chokes High Inductance Series

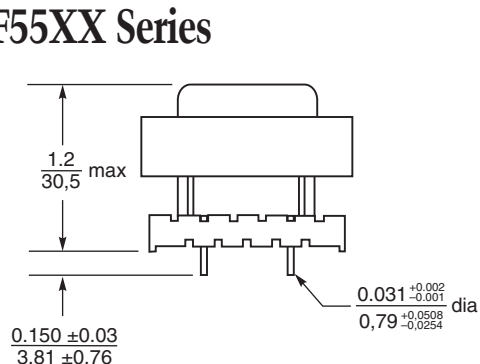


These common mode line chokes provide the best available combination of low cost and high inductance. Coilcraft EE style common mode line chokes are available in two series, each with a variety of current ratings, sizes and inductance values. The Coilcraft bobbin design provides a creepage and clearance spacer that makes these parts compatible with UL, VDE, and IEC specifications.

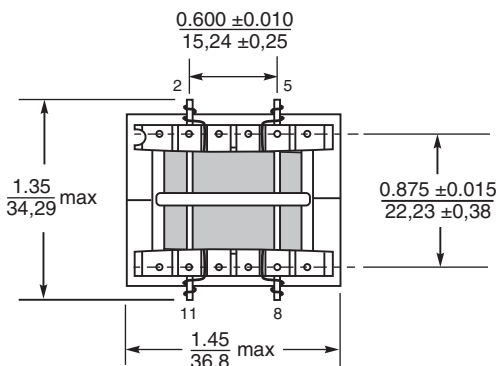
- VDE, IEC, CSA compatible
- Cost effective design
- 3750 Vrms isolation between windings

For free evaluation samples, contact Coilcraft or visit www.coilcraft.com.

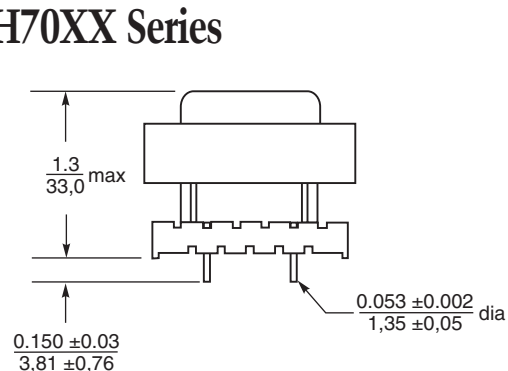
F55XX Series



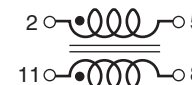
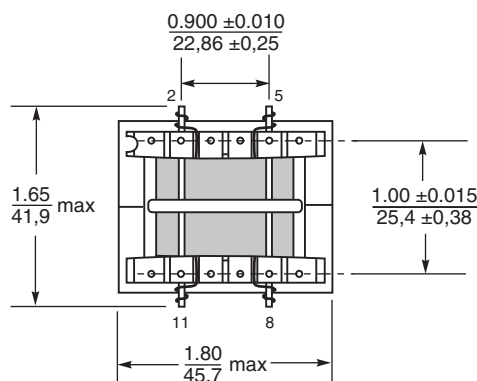
Terminations: Tin-silver over tin over copper



H70XX Series



Terminations: Tin-silver over tin over copper



Coilcraft[®]

Specifications subject to change without notice.
Please check our website for latest information.

Document 142-1 Revised 02/14/06

1102 Silver Lake Road Cary, Illinois 60013 Phone 847/639-6400 Fax 847/639-1469

E-mail info@coilcraft.com Web <http://www.coilcraft.com>



Common Mode Line Chokes—High Inductance Series

F55XX Series

Part number	Inductance ¹ (mH)	Current (Amps)	SRF ² (kHz)	DCR ³ (Ohms)
F5585-AL	82.0	1/4	65	3.10
F5586-AL	34.0	3/4	100	1.30
F5587-AL	25.3	1	129	0.855
F5588-AL	15.8	1 1/4	170	0.540
F5589-AL	8.20	1 1/2	206	0.295
F5590-AL	6.55	2	230	0.215
F5591-AL	3.45	2 1/2	309	0.120
F5592-AL	1.75	3	420	0.070
F5593-AL	1.20	4	560	0.045

1. Inductance is minimum per winding, tested at 0.1 Vrms, 20 kHz.
2. SRF is minimum for each winding.
3. DCR is maximum per winding.
4. Operating temperature range -40°C to +85°C.
5. Electrical specifications at 25°C.

H70XX Series

Part number	Inductance ¹ (mH)	Current (Amps)	SRF ² (kHz)	DCR ³ (Ohms)
H7010-AL	56.5	1	62	1.10
H7011-AL	34.8	1 1/4	96	0.720
H7012-AL	23.6	1 1/2	104	0.465
H7013-AL	19.8	2	128	0.350
H7014-AL	7.38	2 1/2	190	0.160
H7015-AL	5.36	3	220	0.115
H7016-AL	4.10	4	275	0.080
H7017-AL	2.09	5	370	0.045
H7018-AL	0.966	6	556	0.025
H7019-AL	0.753	8	640	0.017

1. Inductance is minimum per winding, tested at 0.1 Vrms, 20 kHz.
2. SRF is minimum for each winding.
3. DCR is maximum per winding.
4. Operating temperature range -40°C to +85°C.
5. Electrical specifications at 25°C.

Coilcraft[®]

Specifications subject to change without notice.
Please check our website for latest information.

Document 142-2 Revised 08/02/06

1102 Silver Lake Road Cary, Illinois 60013 Phone 847/639-6400 Fax 847/639-1469

E-mail info@coilcraft.com Web <http://www.coilcraft.com>