




SMT Data Line EMI Filters – CCDLF



- Available in 10 and 8-line versions
- See our PDLF series for 4, 3 and 2-line EMI filters
- Exceptional common mode noise attenuation from 15 MHz to 300 MHz; passes signal line data below 300 MHz with minimal attenuation
- DC current capacity of 500 or 100 mA.
- Excellent electrical isolation (300 Vrms)

Designer's Kit D303 contains four each of all values plus DLF and PDLF filters

Core material Ferrite

Terminations RoHS compliant tin-silver-copper over silver-platinum. Other terminations available at additional cost.

Weight CCDLF 8000: 540 mg; CCDLF 8500: 559 mg; CCDLF 10000: 670 mg

Ambient temperature -40°C to +85°C

Storage temperature Component: -40°C to +85°C.
Packaging: -55°C to +80°C

Resistance to soldering heat Max three 40 second reflows at +260°C, parts cooled to room temperature between cycles

Moisture Sensitivity Level (MSL) 1 (unlimited floor life at <30°C / 85% relative humidity)

Mean Time Between Failures (MTBF) 26,315,789 hours

Packaging 1000/13" reel Plastic tape: 16 mm wide
CCDLF8x00: 10.46 mm thick, 12 mm pocket spacing,
4.5 mm pocket depth
CCDLF10000: 10.28 mm thick, 12 mm pocket spacing,
5.0 mm pocket depth

PCB washing Only pure water or alcohol recommended

Part number ¹	Lines	Current max (mA) ²	L min (μH) ³	DCR max (mOhms)	Color Dot
CCDLF 10000L_	10	100	5	250	Brown
CCDLF 8000L_	8	100	5	250	Black
CCDLF 8500L_	8	500	5	200	Green

1. When ordering, please specify **packaging** code:

CCDLF 8500L D

D = 13" machine ready reel. EIA-481 embossed plastic tape (1000 parts per full reel).

B = Less than full reel. In tape, but not machine ready. To have a leader and trailer added (\$25 charge), use code letter D instead.

2. Current rating is for each line.

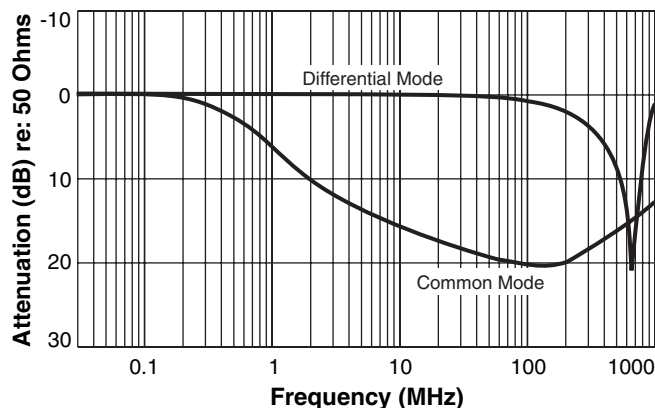
3. Inductance is per winding, tested at 1 MHz.

4. Operating temperature range -40°C to +85°C.

5. Electrical specifications at 25°C.

Refer to Doc 362 "Soldering Surface Mount Components" before soldering.

Typical Response*



*Measured on HP 8753D network analyzer.

Coilcraft®

Specifications subject to change without notice.
Please check our website for latest information.

Document 511-1 Revised 10/31/07

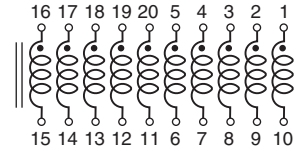
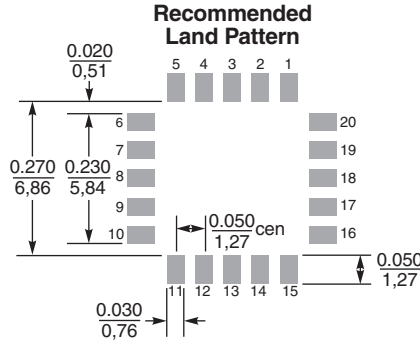
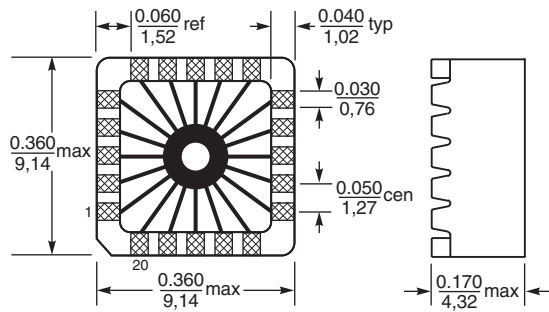
1102 Silver Lake Road Cary, Illinois 60013 Phone 847/639-6400 Fax 847/639-1469

E-mail info@coilcraft.com Web <http://www.coilcraft.com>



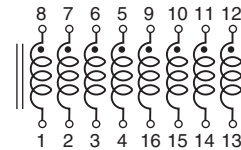
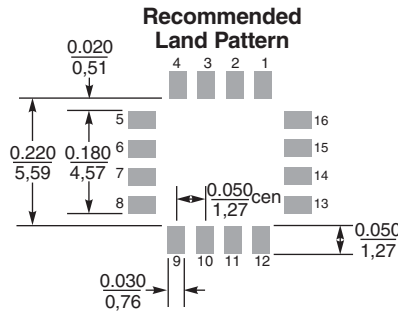
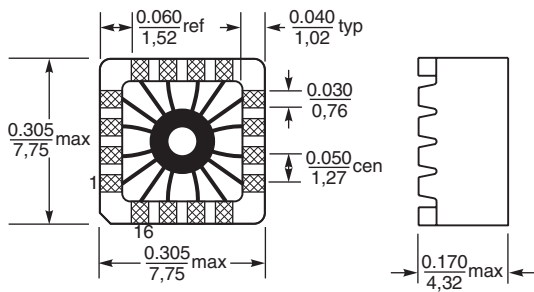
Surface Mount Data Line EMI Filters

CCDLF 10000



Dimensions are in $\frac{\text{inches}}{\text{mm}}$

CCDLF 8000, 8500



Dimensions are in $\frac{\text{inches}}{\text{mm}}$



Dot indicates pin 1

Parts manufactured prior to Sept 2007 may not be marked with part number and internal code.

Part number
Internal code



Specifications subject to change without notice.
Please check our website for latest information.

Document 511-2 Revised 10/31/07

1102 Silver Lake Road Cary, Illinois 60013 Phone 847/639-6400 Fax 847/639-1469

E-mail info@coilcraft.com Web <http://www.coilcraft.com>