




NEW!

Power Transformer

For Maxim MAX5074
Isolated PWM Power IC



The C0984-C transformer is designed specifically for the Maxim MAX5074 isolated PWM power IC in a forward DC-DC converter. It can be used in power supplies for IEEE 802.3af-compliant PoE applications, IP phones, WLAN Access-Points and a variety of other telecom applications with an input voltage range from 11 V to 76 V.

This transformer features very low secondary winding DCR and 1500 Vrms isolation from the primary and bias windings to the secondary.

Coilcraft can also custom engineer a transformer to meet your specific requirements. For free evaluation samples, contact Coilcraft or visit www.coilcraft.com.

Part number ¹	Power	Inductance ² min (µH)	DCR max (Ohms)			Leakage inductance ³ max (µH)	Turns ratio		Output
			pri	sec	bias		pri : sec	pri : bias	
C0984-CL_	18 W	395	0.127	0.065	0.789	1.75	1 : 0.88	1 : 0.44	12 V, 1.5 A (sec) 14 V, 0.03 A (bias)

1. When ordering, please specify a **packaging** code:

C0984-CLD

Packaging: **D** = 13" machine ready reel. EIA-481 embossed plastic tape (200 per full reel).

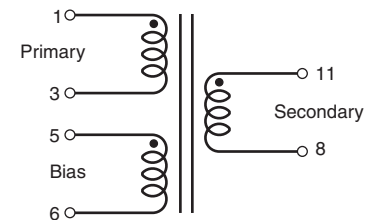
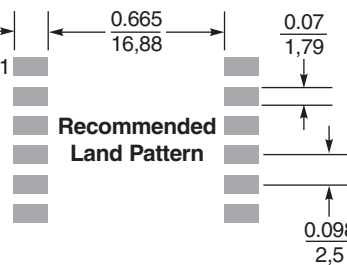
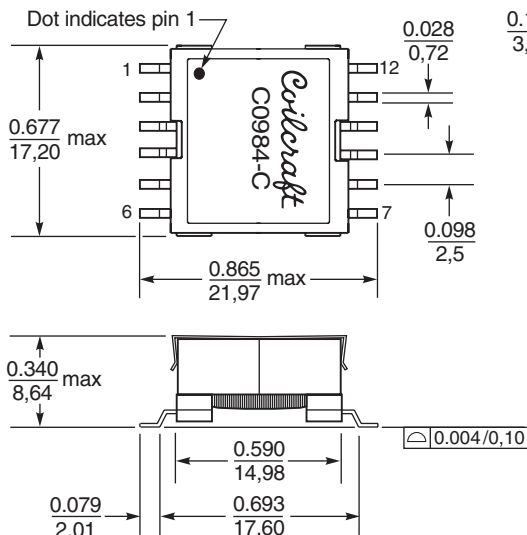
B = Less than full reel. In tape, but not machine ready. To have a leader and trailer added (\$25 charge), use code letter D instead.

2. Inductance is measured at 10 kHz, 0.1 Vrms, 0 Adc.

3. Leakage inductance is for the primary winding with the other windings shorted.

4. Operating temperature range -40°C to +125°C.

5. Electrical specifications at 25°C.



Weight: 5.8 g
Terminations: Tin-silver over tin over nickel over phos bronze
Tape and reel: 200/13" reel 44 mm tape width
 For packaging data see Tape and Reel Specifications section.



Specifications subject to change without notice.
Please check our website for latest information.

Document 441 Revised 10/25/06