



**NEW!**

# SMT Power Transformer

For Linear Technology  
LT1725 Flyback Controller

The A9967-AL surface mount transformer works with Linear Technology LT1725 Isolated Flyback Controller. It is ideal for use in telecommunications isolated converters and isolated power supplies, and can be used in PoE applications.

This low-profile transformer is designed for an input voltage of 36 – 72 Volts. It features six 1-to-1 windings and 500 Vrms isolation between windings.

For the LT1725, 48 V to 15 V converter, three windings are connected in series for the primary and two windings are connected in parallel for the secondary output of 15 V, 2 A. The remaining winding provides power to the chipset.

Coilcraft can also custom engineer a transformer to meet your specific requirements. For free evaluation samples, contact Coilcraft or visit [www.coilcraft.com](http://www.coilcraft.com).

Part number <sup>1</sup>	Inductance at 0 A <sup>2</sup> ±10% (µH)	Inductance at I <sub>pk</sub> <sup>3</sup> min (µH)	DCR max <sup>4</sup> (Ohms)	Leakage inductance <sup>5</sup> max (µH)	I <sub>pk</sub> <sup>3</sup> (A)	Output
A9967-AL_	10.0	9.0	0.045	0.200	7.0	15 V, 2 A

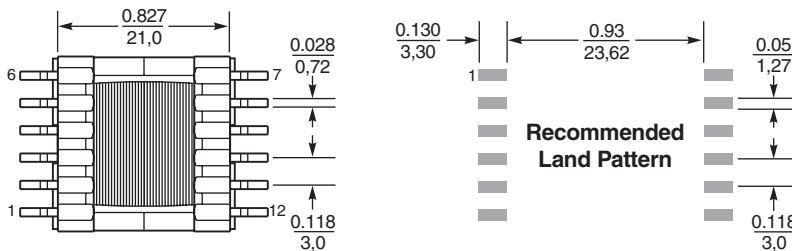
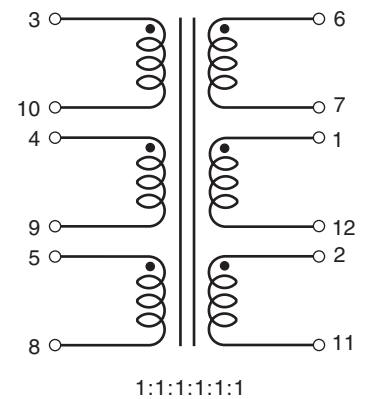
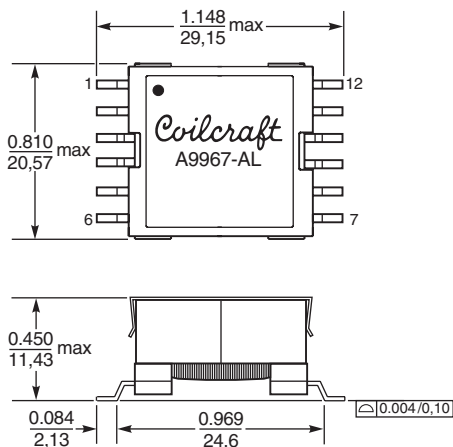
1. When ordering, please specify **packaging** code:

**A9967-AL D**

**Packaging:** D = 13" machine-ready reel, EIA-481 embossed plastic tape (175 parts per full reel).

B = Less than full reel. In tape, but not machine ready. To have a leader and trailer added (\$25 charge), use code letter D instead.

- Inductance is per winding, measured at 100 kHz, 0.1 Vrms, 0 Adc.
- Peak primary current drawn at minimum input voltage.
- DCR is per winding.
- Leakage inductance is for one winding and is measured with all other windings shorted.
- Operating temperature range –40°C to +125°C.
- Electrical specifications at 25°C.



**Terminations:** Tin-silver over tin over nickel over phos bronze  
**Tape and reel:** 175/13" reel, 44 mm tape width  
 For packaging data see Tape and Reel Specifications section.



Specifications subject to change without notice.  
 Please check our website for latest information.

Document 376 Revised 04/20/05