



Chip Inductors – 1812LS Series (4532)

- Highest inductance values of all our chip inductors
- Ferrite construction for high current handling
- Inductance values: 12 – 1000 μ H

Request free evaluation samples by contacting Coilcraft or visiting www.coilcraft.com.

Part number ¹	Inductance ² (μ H)	Percent tolerance	Q min ³	Test freq (MHz)	SRF typ ⁴ (MHz)	DCR max ⁵ (Ohms)	Irms ⁶ (mA)
1812LS-123XJL_	12	5	42	2.5	85	2.0	310
1812LS-153XJL_	15	5	42	2.5	70	2.5	290
1812LS-183XJL_	18	5	45	2.5	52	2.8	270
1812LS-223XJL_	22	5	45	2.5	58	3.2	260
1812LS-273XJL_	27	5	45	2.5	46	3.6	240
1812LS-333XJL_	33	5	45	2.5	40	4.0	230
1812LS-393XJL_	39	5	45	2.5	30	4.5	210
1812LS-473XJL_	47	5	42	2.5	24	5.0	200
1812LS-563XJL_	56	5	42	2.5	20	5.5	190
1812LS-683XJL_	68	5	40	2.5	16	6.0	180
1812LS-823XJL_	82	5	40	2.5	13.5	7.0	170
1812LS-104XJL_	100	5	40	2.5	12.0	8.0	150
1812LS-124XJL_	120	5	33	0.79	14.5	11.5	135
1812LS-154XJL_	150	5	36	0.79	11.5	13.0	125
1812LS-184XJL_	180	5	36	0.79	9.3	14.2	120
1812LS-224XJL_	220	5	38	0.79	7.6	16.2	115
1812LS-274XJL_	270	5	38	0.79	8.3	20.5	105
1812LS-334XJL_	330	5	38	0.79	7.0	22.5	100
1812LS-394XJL_	390	5	38	0.79	5.2	24.5	90
1812LS-474XJL_	470	5	38	0.79	4.4	26.5	85
1812LS-564XJL_	560	5	33	0.79	2.8	28.5	75
1812LS-684XJL_	680	5	33	0.79	2.3	38.0	60
1812LS-824XJL_	820	5	30	0.79	2.1	41.0	55
1812LS-105XJL_	1000	5	30	0.79	1.9	44.0	50

1. When ordering, please specify **termination** and **packaging** codes:

1812LS-105XJL C

Termination: L = RoHS compliant silver-palladium-platinum-glass frit. Special order. T = RoHS tin-silver-copper (95.5/4/0.5) or S = non-RoHS tin-lead (63/37).

Packaging: C = 7" machine-ready reel. EIA-481 embossed plastic tape (600 per full reel).

B = Less than full reel. In tape, but not machine-ready. To have a leader and trailer added (\$25 charge), use code letter C instead.

D = 13" machine-ready reel. EIA-481 embossed plastic tape. Factory order only, not stocked (2200 per full reel).

2. Inductance at 2.5 MHz measured using an Agilent/HP 4286A and a Coilcraft SMD-A fixture with Coilcraft-provided correlation pieces. Inductance at 0.79 MHz measured using an Agilent/HP 4192A and Coilcraft SMD-B test fixture.

3. Q read at test frequency directly on an Agilent/HP 4192A LF impedance analyzer and a Coilcraft SMD-B test fixture.

4. SRF measured using an Agilent/HP 8753D network analyzer and a Coilcraft SMD-D test fixture.

5. DCR measured on a Cambridge Technology micro-ohmmeter.

6. Current that causes a 15°C temperature rise from 25°C ambient. Because of their open construction, these parts will not saturate.

7. Electrical specifications at 25°C.

Refer to Doc 362 "Soldering Surface Mount Components" before soldering. See Color Coding section for part marking data.

COILCRAFT ACCURATE
PRECISION REPEATABLE
MEASUREMENTS
SEE INDEX **TEST FIXTURES**

Coilcraft[®]

Specifications subject to change without notice.
Please check our website for latest information.

Document 106-1 Revised 10/06/08

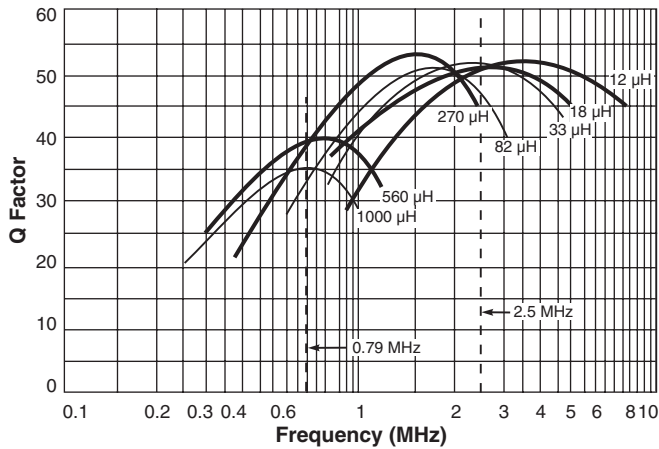
1102 Silver Lake Road Cary, Illinois 60013 Phone 847/639-6400 Fax 847/639-1469

E-mail info@coilcraft.com Web <http://www.coilcraft.com>

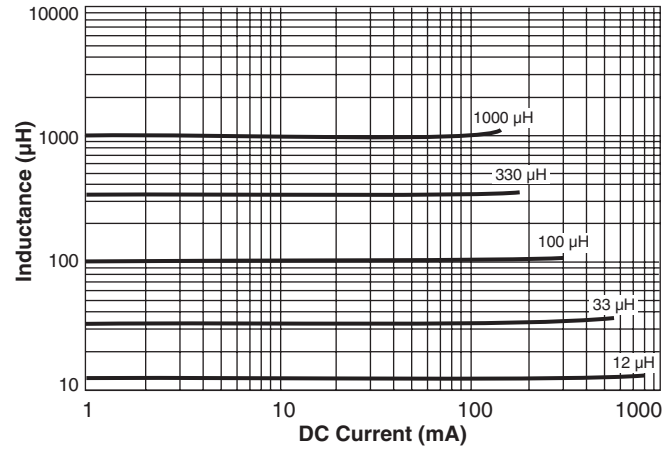


1812LS (4532) Chip Inductors

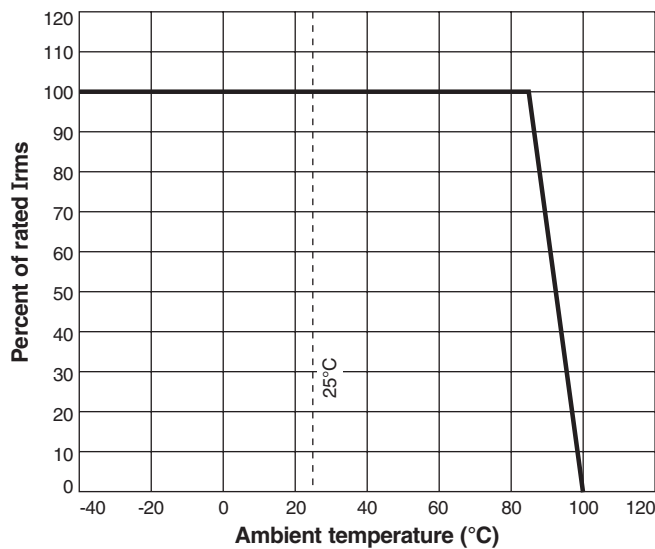
Typical Q vs Frequency



Typical L vs Current



Irms Derating



Designer's Kit C314 contains 10 of each value

Core material Ferrite

Terminations RoHS compliant silver-palladium-platinum-glass frit. Other terminations available at additional cost.

Weight 142 – 171 mg

Ambient temperature -40°C to +85°C with I_{rms} current, +85°C to +100°C with derated current

Storage temperature Component: -40°C to +100°C. Packaging: -40°C to +80°C

Resistance to soldering heat Max three 40 second reflows at +260°C, parts cooled to room temperature between cycles

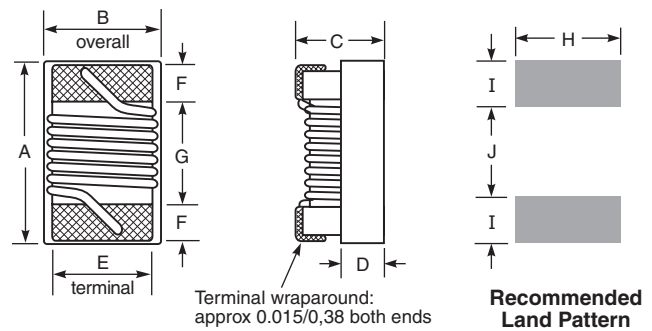
Temperature Coefficient of Inductance (TCL) +200 to +700 ppm/°C

Moisture Sensitivity Level (MSL) 1 (unlimited floor life at <30°C / 85% relative humidity)

Mean Time Between Failures (MTBF) 1 billion hours

Packaging 600/7" reel; 2200/13" reel. Plastic tape: 12 mm wide, 0.3 mm thick, 8 mm pocket spacing, 3.7 mm pocket depth

PCB washing Only pure water or alcohol recommended



A	B	C	D	E	F	G	H	I	J
max	max	max	ref						
0.195	0.150	0.135	0.070	0.100	0.025	0.128	0.120	0.045	0.118
4,95	3,81	3,43	1,78	2,54	0,64	3,25	3,05	1,14	3,00



Specifications subject to change without notice. Please check our website for latest information.

Document 106-2 Revised 10/06/08

1102 Silver Lake Road Cary, Illinois 60013 Phone 847/639-6400 Fax 847/639-1469

E-mail info@coilcraft.com Web http://www.coilcraft.com